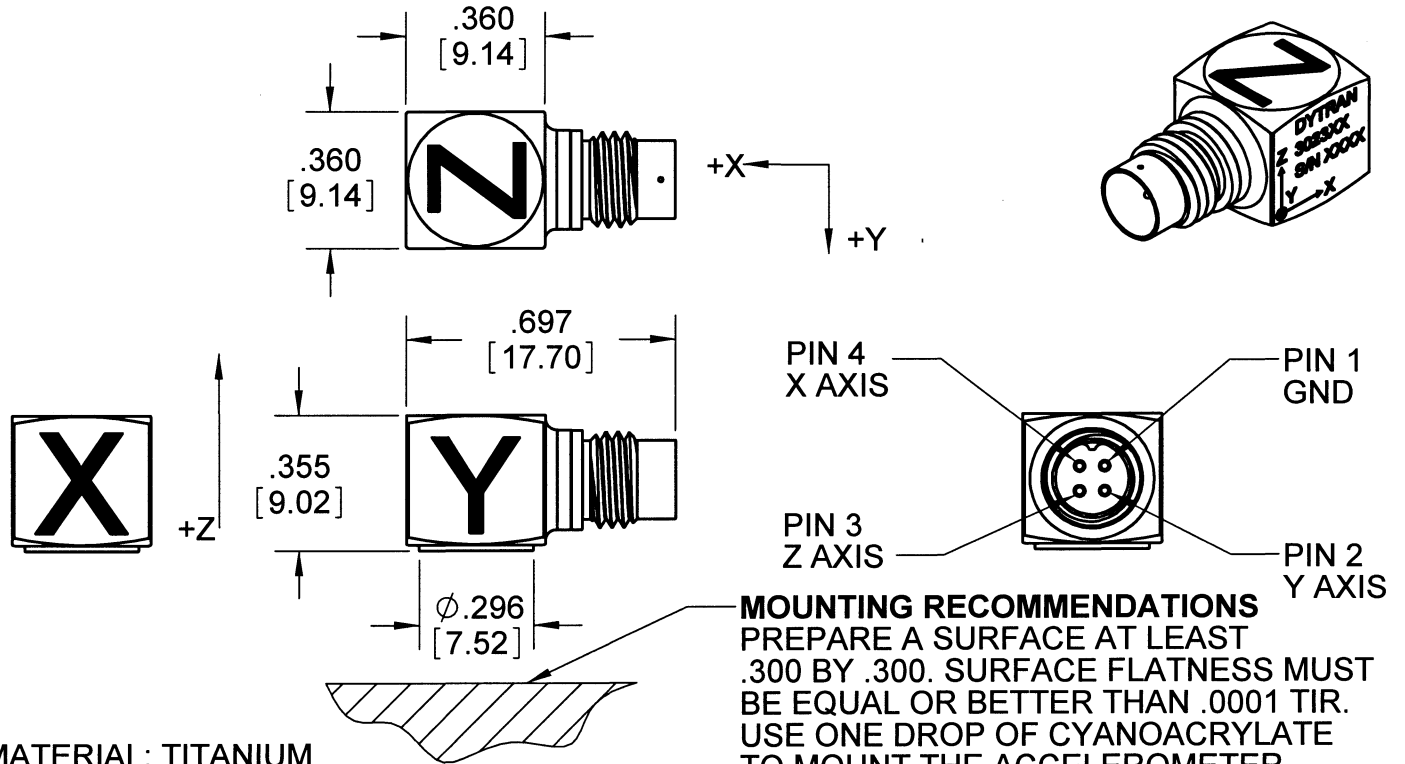


PROPRIETARY AND CONFIDENTIAL

THE INFORMATION CONTAINED IN THIS DRAWING IS THE SOLE PROPERTY OF DYTRAN INSTRUMENTS INC. ANY REPRODUCTION IN PART OR AS A WHOLE WITHOUT THE WRITTEN PERMISSION OF DYTRAN INSTRUMENTS, INC. IS PROHIBITED

REVISIONS

REV	ECN	DESCRIPTION	BY/DATE	CHK	APPR
A	6096	INITIAL RELEASE	JS 07/22/09	<i>[Signature]</i>	AUS



5. MAX TEMP: 325° F
4. SENSITIVITY: 10mV/g
3. HOUSING/CONNECTOR MATERIAL: TITANIUM
2. ARROWS INDICATE DIRECTIONS OF ACCELERATION FOR POSITIVE OUTPUT
1. WEIGHT 3.0 GRAMS

MOUNTING RECOMMENDATIONS
 PREPARE A SURFACE AT LEAST .300 BY .300. SURFACE FLATNESS MUST BE EQUAL OR BETTER THAN .0001 TIR. USE ONE DROP OF CYANOACRYLATE TO MOUNT THE ACCELEROMETER.

NOTES: UNLESS OTHERWISE SPECIFIED

USED ON	NEXT ASSY	APPLICATION
		THIRD ANGLE PROJECTION USA
UNLESS OTHERWISE SPECIFIED: INTERPRET DIM & TOL PER ASME Y14.5M - 1994. REMOVE BURRS. COUNTERSINK INTERNAL THDS 90° TO MAJOR DIA. CHAM EXT THDS 45° TO MINOR DIA. THD LENGTHS AND DEPTHS ARE FOR MIN FULL THDS. THDS PER MIL-S-7742. DIMENSIONS APPLY AFTER FINISHING.		
ALL MACHINED SURFACES: TOTAL RUNOUT WITHIN .005. BREAK SHARP EDGES .005 TO .010. MACHINED FILLET RADII .005 TO .015. WELDING SYMBOLS PER AWS A2.4. ABBREVIATIONS PER MIL-STD-12.		

UNLESS OTHERWISE SPECIFIED: DIMENSIONS ARE IN INCHES. DIMENSIONS IN BRACKETS [] ARE IN MILLIMETERS TOLERANCES ARE: INCHES METRIC ANGLES .XX ± .03 .X ± 0.8 ± 1° .XXX ± .010 .XX ± 0.25		
MATERIAL		
FINISH		
DO NOT SCALE DRAWING		

CONTRACT NO.		
APPROVALS		DATE
ORIG	JS	07/21/09
CHK	<i>[Signature]</i>	07/22/09
APP	AUS	7/22/09
APP		


MASTER ONLY IF IN RED

DYTRAN INSTRUMENTS, INC. Chatsworth, CA

TITLE:
OUTLINE/INSTALLATION DRAWING 3023M30

SIZE	CAGE CODE	DWG. NO.	REV
A	2W033	127-3023M30	A
SCALE: 2:1	SOLIDWORKS	SHEET 1 OF 1	

MODEL NUMBER 3023M30	PERFORMANCE SPECIFICATION	DOC NO. PS3023M30
	ACCELEROMETER, TRIAXIAL, IEPE	REV E, ECN 17104, 03/29/23



- HIGH TEMPERATURE
- HERMETICALLY SEALED
- MINIATURE SIZE

PHYSICAL

	ENGLISH		SI	
Weight	0.11	oz	3.0	grams
Mounting	Adhesive		Adhesive	
Connector [1]	4-pin		4-pin	
Material, Housing / Connector	Titanium		Titanium	

PERFORMANCE

	ENGLISH		SI	
Sensitivity, -10 + 15%	10	mV/g	1	mV/m/s ²
Range F.S. (each axis)	±500	g pk	±4905	m/s ² pk
Frequency Responce, +15/-5%	1.5 to 10,000	Hz	1.5 to 10,000	Hz
Element Natural Frequency	30	kHz	30	kHz
Equivalent Electrical Noise	0.01	g RMS	0.098	m/s ² RMS
Spectral Noise	1.25Hz	3000	29430	µm/s ² RMS/√(Hz)
	10Hz	1000	9810	µm/s ² RMS/√(Hz)
	100Hz	200	1962	µm/s ² RMS/√(Hz)
	1000Hz	50	491	µm/s ² RMS/√(Hz)
	10000Hz	40	392	µm/s ² RMS/√(Hz)
Linearity [3]	1	%F.S.	1	%F.S.
Transverse Sensitivity Max	6	%	6	%
Signal Polarity	[5]		[5]	

ENVIRONMENTAL

	ENGLISH		SI	
Maximum Shock	5000	g pk	49050	m/s ² pk
Temperature Range	-60 to +325	°F	-51 to +163	°C
Environmental Seal	Hermetic		Hermetic	

ELECTRICAL

	ENGLISH		SI	
Supply Current Range [4]	2 to 20	mA	2 to 20	mA
Compliance Voltage Range	+18 to +30	VDC	+18 to +30	VDC
Output Impedance, Typ.	100	Ω	100	Ω
Output Bias Voltage	9 to 11	VDC	9 to 11	VDC
Discharge Time Constant	0.3 to 1.0	Sec	0.3 to 1.0	Sec
Ground Isolation	Case Ground		Case Ground	

This family also includes:

Model	Sensitivity (mV/g)	Range (g pk)	Resolution (g RMS)	Oper. Temp (°F)	TC (sec.)

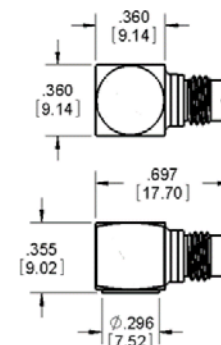
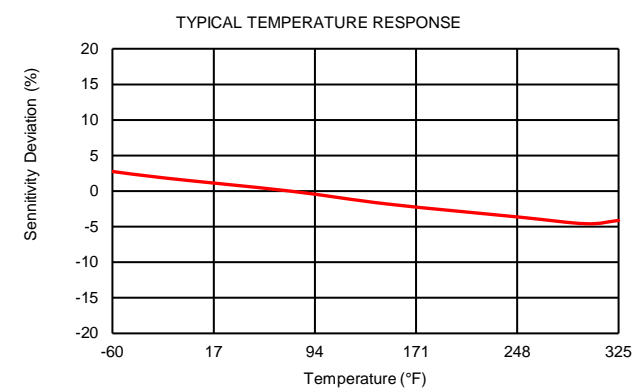
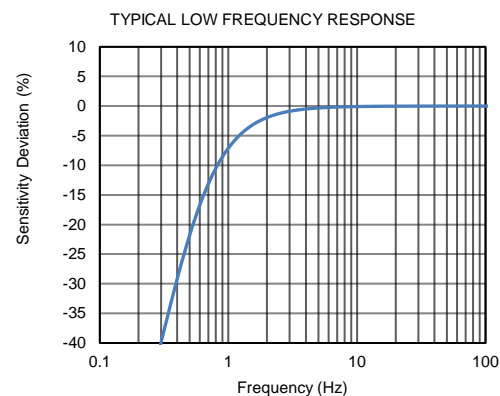
Please, refer to the performance specifications of the products in this family for detailed description

Supplied Accessories:

- 1) Accredited Calibration Certificate (ISO 17025)

Notes:

- [1] Connector mates with Dytran cable assy. Model 6811AXX. (xx = length in feet)
 - [2] All specifications are at room temperature unless otherwise specified.
 - [3] Measured using zero-based best straight-line method, % of F.S. or any lesser range.
 - [4] Power only with Dytran IEPE power unit or other Dytran-compatible constant current type power unit. If power is applied without current limiting protection, the internal amplifier will be destroyed.
 - [5] Positive for motion in direction of arrows on housing.
 - [6] In the interest of constant product improvement, we reserve the right to change specifications without notice.
- It is the customer's responsibility to validate that a particular product with the properties described in the product specification is suitable for use in a particular application. Parameters provided in datasheets and / or specifications may vary in different applications and performance may vary over time. All operating parameters, including typical parameters, must be validated for each customer application by the customer's technical experts.



Units on the line drawing are in inches, units in brackets are in millimeters. Refer to 127-3023M30 for more information.

