

PROPRIETARY AND CONFIDENTIAL

THE INFORMATION CONTAINED IN THIS DRAWING IS THE SOLE PROPERTY OF DYTRAN INSTRUMENTS INC. ANY REPRODUCTION IN PART OR AS A WHOLE WITHOUT THE WRITTEN PERMISSION OF DYTRAN INSTRUMENTS INC. IS PROHIBITED

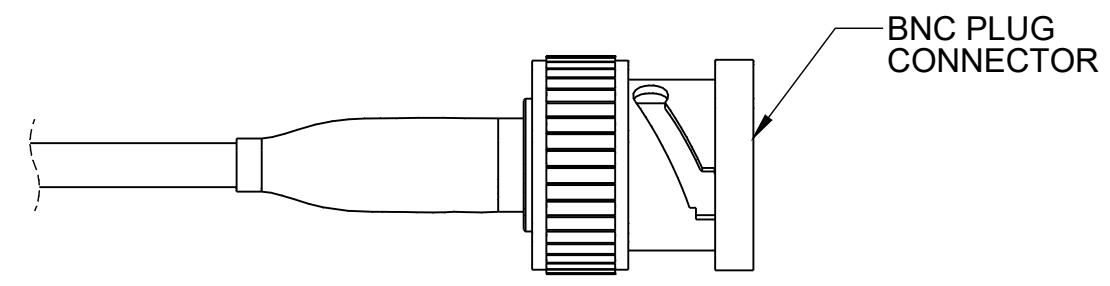
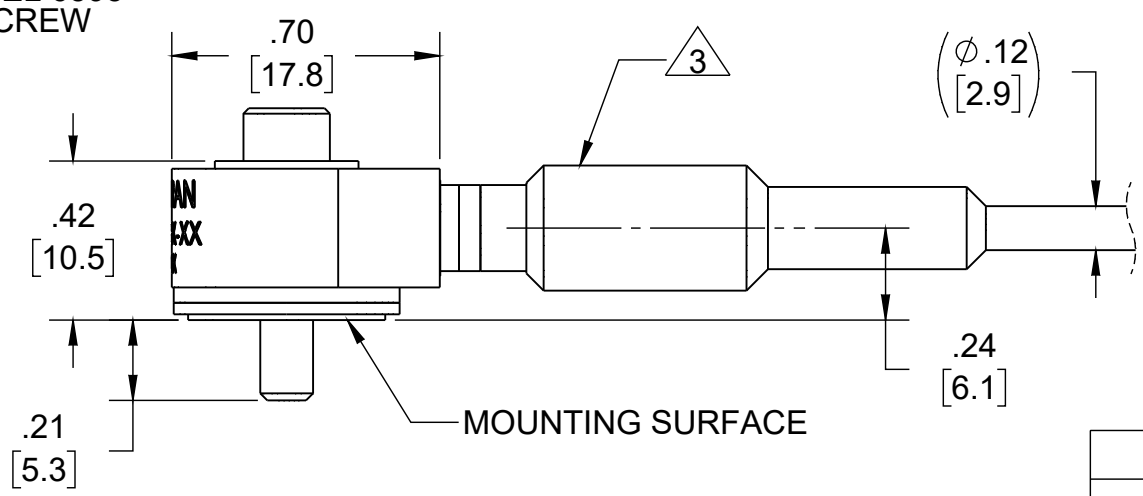
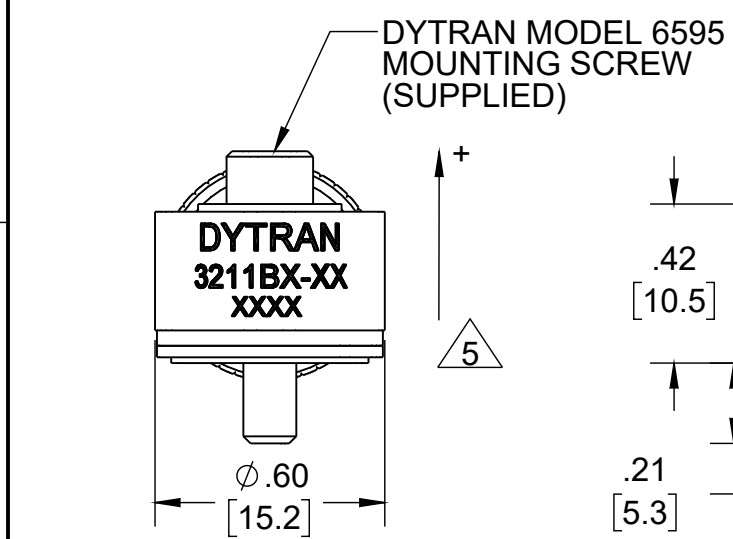
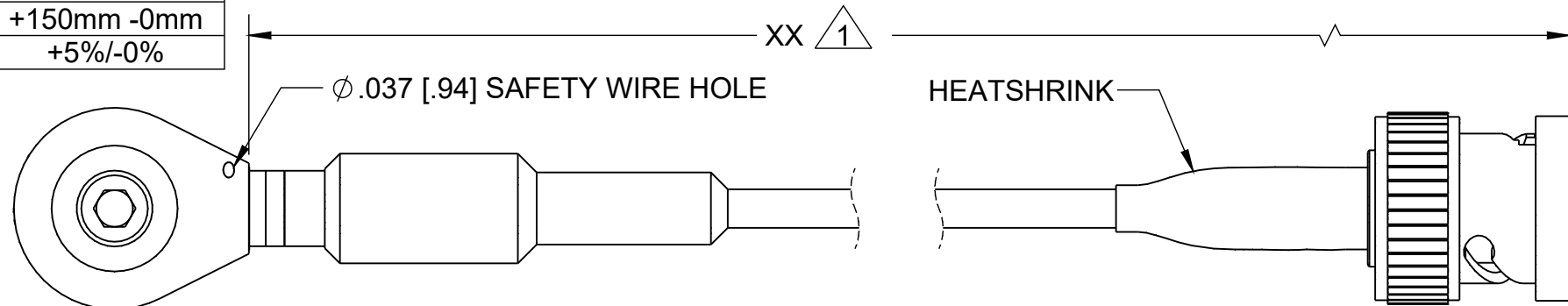
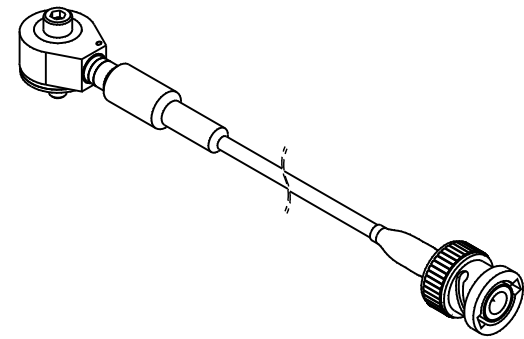
REVISIONS

REV.	ECN	DESCRIPTION	BY/DATE	CHK	APPR
A	12770	INITIAL RELEASE	LA 06/21/16	MH	LN
B	13964	ADDED VARIATION TABLE	KG 01/10/18	LN	AS
C	16243	ZONE B2: REMOVED INNER JACKET FROM SPEC. TABLE	NDC 06/29/21	AM	HM

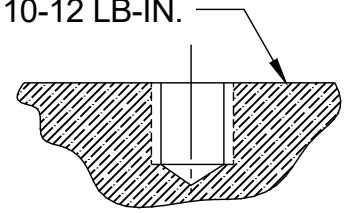
1 CABLE LENGTH TOLERANCE

ENGLISH		[METRIC]	
≤1FT	+1/ -0 IN	≤0.3m	+25mm -0mm
>1 FT - 5 FT	+2/ -0 IN	.0.3 m-1.5m	+50mm -0mm
> 5 FT - 10 FT	+4/ -0 IN	>1.5m-3m	+100mm -0mm
>10 FT - 25FT	+6 / -0 IN	>3m-7.5m	+150mm -0mm
>25 FT	+5% / -0%	>7.5m	+5%/-0%

MODEL	SENSITIVITY
3211B1-XX	10 mV/g
3211B2-XX	100 mV/g



MOUNTING RECOMMENDATIONS: PREPARE FLAT MOUNTING SURFACE Ø.60 [15.2] (Ø.50 [12.7] MIN), FLAT TO .001 TIR. DRILL AND TAP 8-32 UNC-2B ∇.30 [7.6] MIN. RECOMMENDED MOUNTING TORQUE: 10-12 LB-IN.



2 CABLE SPECIFICATIONS

PRESSURE RATING	200 PSI [1.38 MPa] MAX.
VOLTAGE	600 VOLTS
MINIMUM BEND DIAMETER	6 IN. [152.4mm]
CONDUCTORS	26 AWG- 7/34, POLYPROPYLENE INSULATION, WHITE & BLACK
DRAIN WIRES	26 AWG- 7/34, WATERBLOCKED STRANDING
OUTER JACKET	ORANGE, POLYURETHANE, Ø.115 IN. [2.92mm] NOM.
TEMPERATURE RATING	0°C TO 100°C
WEIGHT IN AIR	9 LB. / 1000 FT.
WEIGHT IN SEAWATER	4 LB. / 1000 FT.

- 6. HOUSING MATERIAL: TITANIUM.
- 5. ARROW INDICATES ACCELERATION DIRECTION FOR POSITIVE OUTPUT.
- 4. WEIGHT (LESS CABLE): 9.6 GRAMS.
- 3. MOLDED BOOT MATERIAL: POLYURETHANE.
- 2. SEE CABLE SPECIFICATION TABLE.
- 1. MODEL NUMBER: 3211BX-XX. "XX" DENOTES CABLE LENGTH IN FEET. SEE TABLE FOR CABLE LENGTH TOLERANCE.

NOTES: UNLESS OTHERWISE SPECIFIED

UNLESS OTHERWISE SPECIFIED: INTERPRET DIM & TOL PER ASME Y14.5M - 1994. REMOVE BURRS. COUNTERSINK INTERNAL THDS 90° TO MAJOR DIA. CHAM EXT THDS 45° TO MINOR DIA. THD LENGTHS AND DEPTHS ARE FOR MIN FULL THDS. DIMENSIONS APPLY AFTER FINISHING.

ALL MACHINED SURFACES. TOTAL RUNOUT WITHIN .005. BREAK SHARP EDGES .005 TO .010. MACHINED FILLET RADII .005 TO .015. WELDING SYMBOLS PER AWS A2.4. ABBREVIATIONS PER MIL-STD-12.

UNLESS OTHERWISE SPECIFIED: DIMENSIONS ARE IN INCHES. DIMENSIONS IN BRACKETS [ ] ARE IN MILLIMETERS TOLERANCES ARE:

DECIMALS	METRIC	ANGLES
.XX ±.03	.X ±.08	±1°
.XXX ±.010	.XX ±0.25	

APPROVALS		DATE
ORIG	LA	06/21/16
CHK	MH	07/05/16
APP	LN	07/07/16

DO NOT SCALE DRAWING

THIRD ANGLE PROJECTION USA

**DYTRAN**  
INSTRUMENTS, INC. Chatsworth, CA

TITLE: **OUTLINE/INSTALLATION DRAWING, MODEL 3211B1-XX**

SIZE	CAGE CODE	DWG NO	REV
<b>B</b>	<b>2W033</b>	<b>127-3211B1</b>	<b>C</b>

SCALE: 1:1 SHEET 1 OF 1

<b>Model Number</b> 3211B1-XX	<b>PERFORMANCE SPECIFICATIONS</b>	<b>DOC NO</b> PS3211B1-XX
<b>IEPE ACCELEROMETER</b>		REV D, ECN 15614, 02/26/20



- HIGH FREQUENCY RESPONSE
- HERMETICALLY SEALED
- MOLDED INTEGRAL CABLE
- BASE ISOLATED

**This family also includes:**

Model	Sensitivity (mV/g)	Frequency Response (Hz)	Time Constant (Sec)	Operating Temp (°F)
3211B2-XX	100	1 to 12800	0.5 to 1.5	-60 to +212

Refer to the performance specifications of the products in this family for detailed description

**Supplied Accessories:**

- 1) Accredited calibration certificate (ISO 17025)
- 2) Mounting screw model 6595, Qty 1

**Notes:**

- [1] Measured at 100Hz, 1 Grms per ISA RP 37.2.
  - [2] Measure using zero-based straight line method, % of F.S. or any lesser range.
  - [3] Do not apply power to this system without current limiting, 20 mA MAX. To do so will destroy the IC charge amplifier.
  - [4] In the interest of constant product improvement, we reserve the right to change specifications without notice.
- It is the customer's responsibility to validate that a particular product with the properties described in the product specification is suitable for use in a particular application. Parameters provided in datasheets and / or specifications may vary in different applications and performance may vary overtime. All operating parameters, including typical parameters, must be validated for each customer application by the customer's technical experts.

**PHYSICAL**

	ENGLISH		SI	
Weight (Less Cable)	0.34	oz	9.6	grams
Cable	Integral to BNC		Integral to BNC	
Mounting Provision	8-32 Mtg Screw		8-32 Mtg Screw	
Material, Housing	Titanium		Titanium	
Sensing Element	Ceramic		Ceramic	
Element Style	Shear		Shear	

**PERFORMANCE**

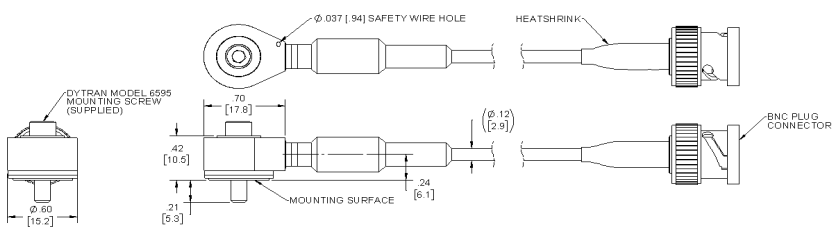
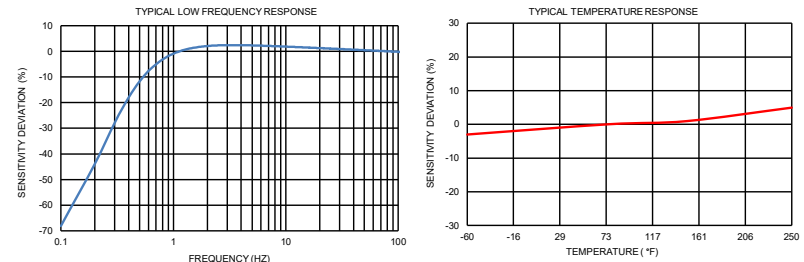
	ENGLISH		SI	
Sensitivity, ±5% [1]	10	mV/g	1	mV/m/s <sup>2</sup>
Range for ±5 Volts Output	500	g	4905	m/s <sup>2</sup>
Frequency Response, ±5%	1 to 10000	Hz	1 to 10000	Hz
Resonant Frequency	> 31	kHz	> 31	kHz
Broadband Resolution	0.003	Grms	0.03	m/s <sup>2</sup> rms
Linearity [2]	±1	% F.S.	±1	% F.S.
Maximum Transverse Sensitivity	5	%	5	%
Strain Sensitivity @ 250µε	0.04	g/µε	0.4	m/s <sup>2</sup> /µε

**ENVIRONMENTAL**

	ENGLISH		SI	
Maximum Vibration	500	Gpeak	4905	m/s <sup>2</sup> peak
Maximum Shock	5000	Gpeak	49050	m/s <sup>2</sup> peak
Temperature Range	-60 to 212	°F	-51 to 100	°C
Seal	Hermetic		Hermetic	

**ELECTRICAL**

	ENGLISH		SI	
Supply Current Range [3]	2 to 20	mA	2 to 20	mA
Compliance Voltage Range	+18 to +30	VDC	+18 to +30	VDC
Output Impedence, Typ.	100	Ω	100	Ω
Bias Voltage	+11 to +13	VDC	+11 to +13	VDC
Discharge Time Constant	0.5 to 1.5	Sec	0.5 to 1.5	Sec
Electrical Isolation	10	GΩ,min	10	GΩ,min



Units on the line drawing are in inches, units in brackets are in millimeters. Refer to 127-3211B1 for more information.



21592 Marilla Street, Chatsworth, California 91311 Phone: 818.700.7818 Fax: 818.700.7880 www.dytran.com  
For permission to reprint this content, please contact info@dytran.com