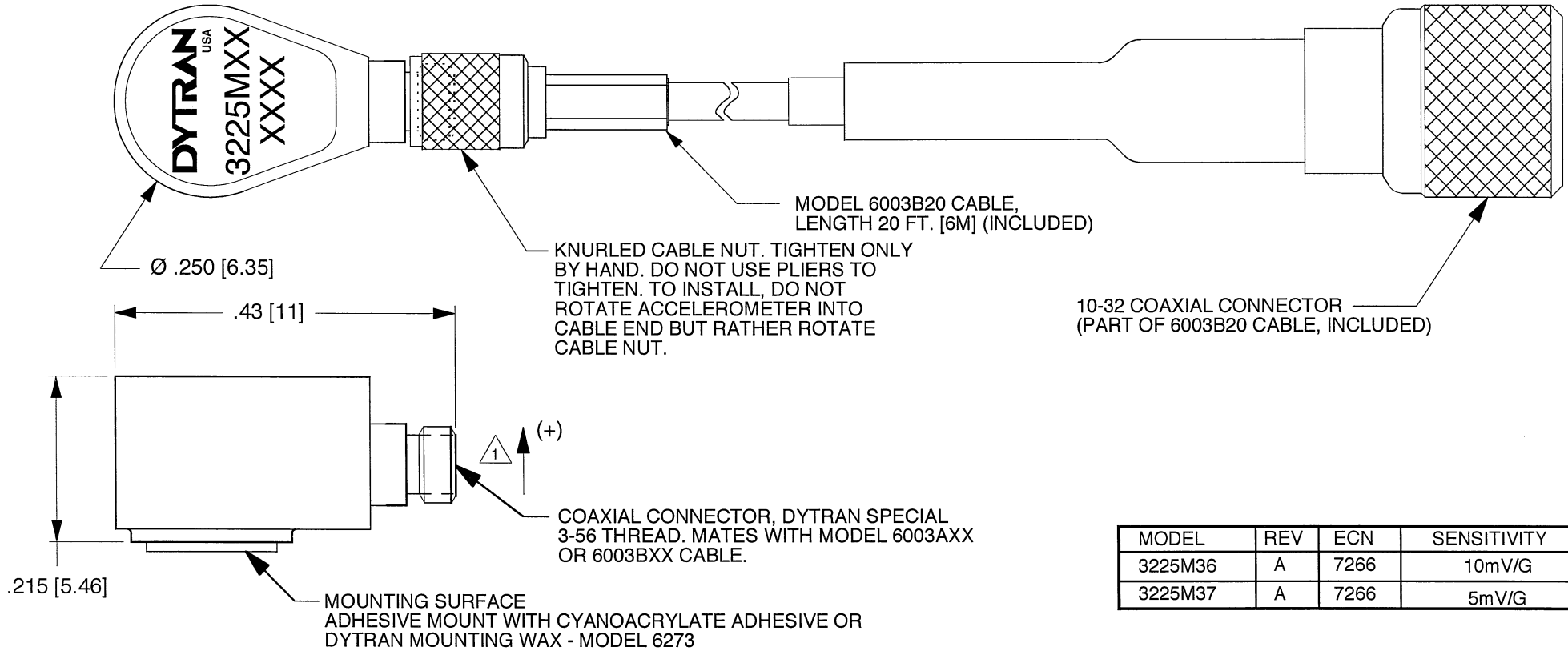


DYTRAN PROPRIETARY AND CONFIDENTIAL

THE INFORMATION CONTAINED IN THIS DRAWING IS THE SOLE PROPERTY OF DYTRAN INSTRUMENTS, INC. AND ANY REPRODUCTION IN PART OR AS A WHOLE OR ANY OTHER DISSEMINATION OF THIS INFORMATION WITHOUT THE WRITTEN PERMISSION OF DYTRAN INSTRUMENTS, INC. IS PROHIBITED.

REV	ECN	DESCRIPTION	BY/DATE	CHK	APPR
A	7266	INITIAL RELEASE	RLA 12/13/10	JS	<i>[Signature]</i>



MODEL	REV	ECN	SENSITIVITY
3225M36	A	7266	10mV/G
3225M37	A	7266	5mV/G

- 3. CASE AND CONNECTOR MATERIAL: TITANIUM.
- 2. WEIGHT LESS CABLE: 0.85 GRAMS.

1. ARROW INDICATES SENSE AND DIRECTION OF INPUT ACCELERATION FOR POSITIVE GOING OUTPUT SIGNAL.

NOTES: UNLESS OTHERWISE SPECIFIED

USED ON	NEXT ASSY
APPLICATION	
THIRD ANGLE PROJECTION USA	

UNLESS OTHERWISE SPECIFIED: INTERPRET DIM & TOL PER ASME Y14.5M-1994. REMOVE BURRS. COUNTERSINKS INTERNAL THDS 90° TO MAJOR DIA CHAM EXT THDS 45° TO MAJOR DIA. THD LENGTHS AND DEPTHS ARE FOR THDS PER MIL-S-7742. DIMENSIONS APPLY AFTER FINISHING.

ALL MACHINED SURFACES ⁶³ TOTAL RUNOUT WITHIN .005 BREAK SHARP EDGES .005 TO .010 MACHINE FILLET RADI .005 TO .015 WELDING SYMBOLS PER AWS A2.4 ABBREVIATIONS PER MIL-STD-12


CONTRACT NO		
UNLESS OTHERWISE SPECIFIED DIMENSIONS ARE IN INCHES. DIMENSION IN BRACKETS [] ARE IN MILLIMETERS. TOLERANCES ARE:		
INCHES	METRIC	ANGLES
.XX ±.03	.X ± 0.8	± 1°
.XXX ±.010	.XX ± 0.25	
FINISH		
DO NOT SCALE DRAWING		

MASTER ONLY IF IN RED

CHATSWORTH, CA.

SCALE 2X	DESIGN NC	DATE 12/09/10		
DRAWN RA	DATE 12/15/10	PART NO.		
CHECKED JS	DATE 12/15/10	MAT'L		REV A
APPROVED <i>[Signature]</i>	DATE 12/15/10	NEXT ASSEMBLY	USED ON	
TITLE			DWG NO.	
OUTLINE/INSTALLATION, MODEL 3225M36			127-3225M36	
			SHEET 1 OF 1	

MODEL NUMBER 3225M36	PERFORMANCE SPECIFICATION	DOC NO. PS3225M36
ACCELEROMETER , IEPE		REV B ,ECN 7370, 02/21/11



- **MINIATURE SIZE**
- **REMOVABLE CABLE WITH 10-32 CONNECTOR**

PHYSICAL

Weight, Max (Less Cable)
 Mounting Provision
 Connector Radially Mounted
 Cable Length
 Case Material

ENGLISH		SI	
0.03	oz	0.85	grams
[1]		[1]	
3-56		3-56	
240	Inches	6096	mm
Titanium		Titanium	

PERFORMANCE

Sensitivity, ± 10% [3]
 Range F.S For ± 5 Volts Out
 Frequency Response, +/- 10%
 Mounted Resonant Frequency
 Amplitude Non-Linearity [4]
 Transverse Sensitivity, Max
 Noise Resolution
 Strain Sensitivity @250/με

10	mV/g	1.02	mV/m/s ²
± 500	g's	± 4905	m/s ²
1.0 to 10000	Hz	1.0 to 10000	Hz
> 40	kHz	> 40	kHz
2	%F.S	2	%F.S
5	%	5	%
0.007	grms	0.07	m/s ² rms
0.0005	g/με	0.0049	m/s ² /με

ENVIRONMENTAL

Maximum Vibration
 Maximum Shock
 Temperature Range
 Environmental Seal

400	Grms	3920	m/s ² rms
5000	Gpeak	49000	m/s ² peak
-60 to +250	°F	-51 to +121	°C
Epoxy		Epoxy	

ELECTRICAL

Supply Current/Compliance Voltage Range [5]
 Output Impedance, TYP
 Bias Voltage
 Discharge Time Constant
 Teds Feature

2 to 20/+18 to +30	mA/Volts	2 to 20/+18 to +30	mA/Volts
100	Ω	100	Ω
+7 to +9	VDC	+7 to +9	VDC
0.3 to 0.5	Sec	0.3 to 0.5	Sec
IEEE 14514		IEEE 14514	

This family also includes:

Model	Sensitivity (mV/g)	Range (g's)	Resolution (Grms)	Oper. Temp(*F)	TC

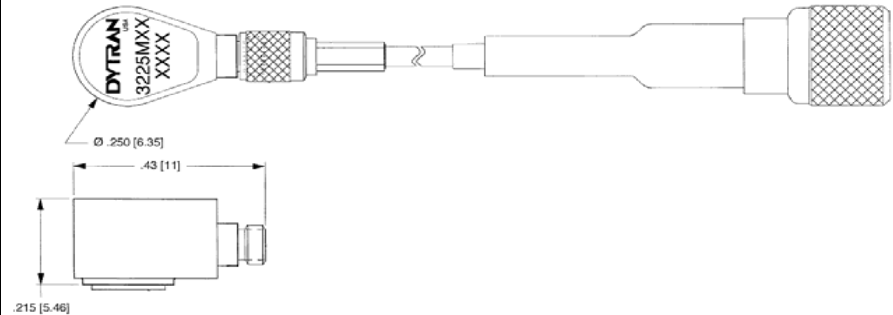
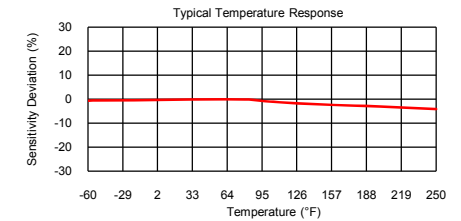
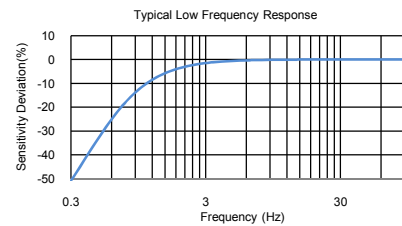
Please refer to the performance specifications of the products in this family for detailed description.

Supplied Accessories

- 1) Model 6591A installation wrench
- 2) Model 6298 small petro mounting wax
- 3) Accredited calibration certificate (ISO 17025)

Notes:

- [1] Flat mounting surface for adhesive mount.
- [2] Mates with Dytran cable 6003BXX (XX is cable length in feet)
- [3] Measured at 100 Hz, 1 grms per ISA RP37.2.
- [4] Percent of full scale or any lesser range, zero based best-fit straight line method.
- [5] Do not apply power to this device without current limiting, 20mA max, to do so will destroy the integral IC amplifier



Units on the line drawing are in inches, units in brackets are in millimeters. Refer to 127-3225M36 for more information.

